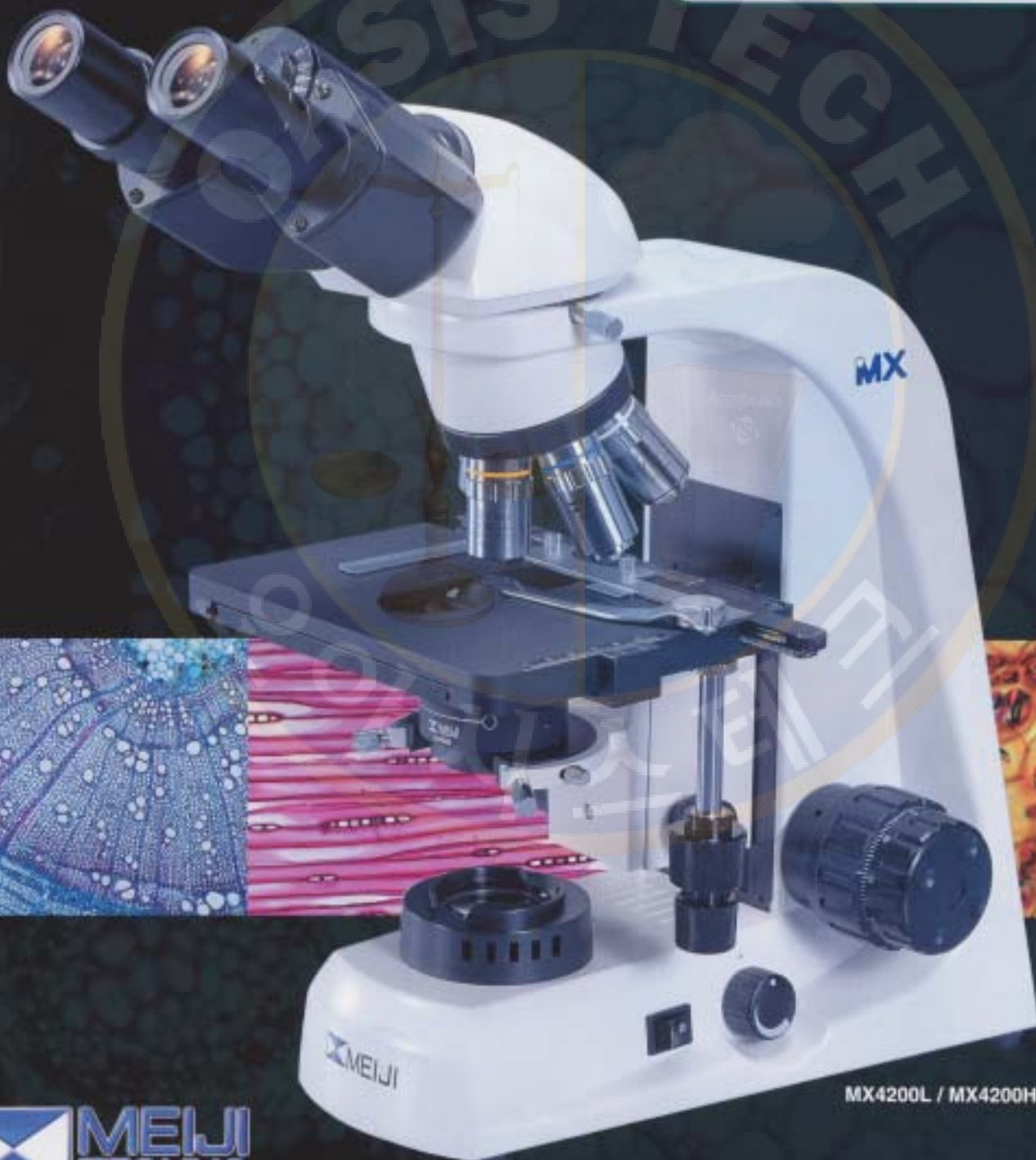


Infinity Corrected Optical System

MX4000 Series

BIOLOGICAL MICROSCOPES

Brightfield / Phase Contrast



 **MEIJI**
TECHNO

MX4200L / MX4200H



MX4000 Series

ISSCO

Ph.(02) 9743 2588
Fax.(02) 9736 2835

The Meiji Techno MX4000 Series of biological microscopes have been designed as versatile, modular, ergonomic microscope systems which are ideally suited for use in education, research, or advanced laboratory applications. Ergonomic placement of controls allows for stress free operation, increased efficiency and maximum productivity. Operating comfort and ease of use are top design priorities.

The MX4000 Series microscopes feature a new computer engineered rigid frame that incorporates low positioned coaxial coarse/fine focus controls and ergonomic stage design for maximum efficiency and comfort while also providing an extremely stable operating platform.

The MX4000 Series offers an outstanding range of features and optical performance with an emphasis on all newly engineered high performance optics based on Meiji Techno's ICOS™ Optical System (Infinity Corrected Optical System).

The new optics, provide exceptionally bright, crisp images, with good color rendition and superior flat fields of view.

A modular design facilitates attachment of a variety of accessories such as CMOS/CCD video cameras, digital still cameras, and 35mm cameras.

The MX4000 Series Microscopes offer crisp, distortion free, high resolution images in multiple modes of operation. Contrast methods available include: Bright-field and Phase Contrast.



MX4300L / MX4300H

Features

- Compact Space Saving Footprint
- Infinity Corrected Optical System (ICOS™) with all newly designed Optics
- Comfortable Siedentopf-type Binocular and Trinocular Viewing Heads
- Optional Ergonomic tilting binocular head — Adjustable vertically from 10° to 50°
- Ceramic Coated Stage with Ergonomically Placed Low Position Drop Down Control
- Low Positioned Ergonomic Coaxial Focus Control
- Smooth Operating Ergonomic Quintuple Nosepiece
- Brightfield and Phase Contrast Observation modes available.
- Super Bright LED Illumination
- Integrated 30-watt Halogen Transmitted Illumination System on selected Brightfield and Phase Contrast Models
- Abbe and Zernike Phase Contrast Condensers available
- Integrated Automatic Voltage Sensing Power Supply with localized power cordset (Transmitted Light Models)
- Wide Range of Filters and Accessories



MX4000 Series ORDERING INFORMATION

| MODEL | BODY | OBJECTIVES | EYEPIECES | STAGE | CONDENSER | ILLUMINATOR | | |
|---------|------------|---|-----------------------------------|----------------------------|---|-----------------|--|-------------------|
| MX4200L | Binocular | S Plan 4X 10X S40X S100X oil | KHW10X, F.N.20 (O.D.23.2mm) | Ceramic Coated Flat-top | Abbe type N.A.1.25 with Blue filter | LED Illuminator | | |
| MX4300L | Trinocular | | | | | | | |
| MX4200H | Binocular | | | | | | | |
| MX4300H | Trinocular | | | | | | | |
| MX4210H | Binocular | S Plan Phase 10X, S20X, S40X, S100X oil with centering telescope | | | | | Zemike type Phase N.A.1.25 with Green filter | 6V 30W Halogen |
| MX4310H | Trinocular | | | | | | | |

- Supplied in styrofoam case with dust cover and instruction manual.
- Left hand control mechanical stage is optional. Please indicate "MA917L Left hand control mechanical stage" in the description when ordering.

COMPONENTS & ACCESSORIES FOR MX4000 SERIES

VIEWING HEAD (without eyepieces)

- MA815/05** Binocular head (Siedentopf type, I.P. adjustment 53mm to 75mm graduated diopter on left eyetube (23.2mm I.D. eyetubes). Inclined at 30°. (Included in Model MX4200L, MX4200H & MX4210H)
- MA816/05** Trinocular head (Siedentopf type, I.P. adjustment 53mm to 75mm graduated diopter on left eyetube (23.2mm I.D. eyetubes). Inclined at 30°. (Included in Model MX4300L, MX4300H & MX4310H)
- MA957/05** Ergonomic head, inclination adjustable vertically from 10° to 50°.
- MA958** Photo/Video attachment with sliding 80/20 beam-splitter for attaching video or digital camera to MX Series when MA957/05 Ergonomic head is used.

EYEPIECES

- MA407** KHW10X Compensating eyepiece, Field No. 20, Tube O.D. 23.2mm (21mm reticle mount) (Paired MA407 Eyepieces included in all MX4000 Series models)
- MA408** HWF15X, Widefield eyepiece, Field No. 12.2, Tube O.D. 23.2mm (No reticle mount)
- MA409** HWF20X, Widefield eyepiece, Field No. 9, Tube O.D. 23.2mm (No reticle mount)
- MA406** HWF10X Widefield High-eyepoint eyepiece, Field No. 18, Tube O.D. 23.2mm (19mm reticle mount)
- MA413** HWF-10X Focusing eyepiece with reticle mount, Field No. 18, Tube O.D. 23.2mm (19mm reticle mount)

SEMI PLANACHROMAT OBJECTIVES (Included in Models MX4200L, MX4300L, MX4200H & MX4300H)

- MA883** S. Plan Objective 4X, N.A.0.10, W.D.15.3mm
- MA884** S. Plan Objective 10X, N.A.0.25, W.D.7.3mm
- MA886** S. Plan Objective 40X, spring loaded, N.A.0.65, W.D.0.72mm
- MA888** S. Plan Objective 100X, spring loaded, N.A.1.25, oil, W.D.0.14mm

SEMI PLANACHROMAT PHASE OBJECTIVES AND CENTERING TELESCOPE (Included in Models MX4210H & MX4310H)

- MA930** S. Plan Phase 10X Objective, N.A.0.25, W.D.7.3mm
- MA931** S. Plan Phase 20X Objective, spring loaded, N.A.0.40, W.D.8.1mm
- MA932** S. Plan Phase 40X Objective, spring loaded, N.A.0.65, W.D.0.72mm
- MA933** S. Plan Phase 100X Objective, spring loaded, N.A.1.25 oil, W.D.0.14mm
- MA458** Centering Telescope, 23.2mm O.D.

CONDENSER

- MA910** Abbe condenser, N.A.1.25 with iris diaphragm in dovetail mount (Included in Models MX4200L, MX4300L, MX4200H & MX4300H)
- MA911** Achromatic condenser, N.A.1.25 with iris diaphragm in dovetail mount
- MA913** Zernike Phase condenser with centerable phase annuli for 10X, 20X, 40X, 100X with brightfield position, darkfield stop for 40X objective, (black-out position for epi-fluorescence on MX6000 Series only) with iris in dovetail mount (Included in Models MX4210H & MX4310H)

POLARIZER

- MA915** Polarizer set for MX4000 Series

FILTERS

- MA858/05** ND25 Neutral density filter, 40.0mm diameter, unmounted
- MA856/05** LB100 Blue Clear filter 40mm diameter, unmounted (Included in Models MX4200H, MX4300H, MX4210H & MX4310H)
- MA857/05** Green filter, clear, 40.0mm diameter, unmounted (Included in Models MX4210H & MX4310H)
- MA861/05** Green interference filter, 40.0mm diameter, unmounted

STAGES

- MA917R** Ceramic coated flat-top stage, 78mm x 52mm, X-Y movement, with right hand drop-down coaxial controls. (Included in all Models)
- MA917L** Ceramic coated flat-top stage, 78mm x 52mm, X-Y movement, with left hand drop-down coaxial controls. (Optional)
- MA598** Attachable finger assembly for MA917R and MA917L

MISCELLANEOUS

- MA200** Eyeshield for MA407 KHW10X Eyepiece (ea)
- MA326** Spare bulb 6V 30W Halogen lamp
- MA327** Spare 3A Fuse for Halogen illuminator
- MA929** Spare Fuse 0.5A for LED illuminator
- MA809/10** Removable AC Electric cord with UL plug for 115V models
- MA809/20** Removable AC Electric cord with European plug for 220V models
- MA809/30** Removable AC Electric cord with UK plug for 240V models
- MA701** Dust Cover for MX4000 Series



MA957/05 Ergonomic head



Zernike Phase Set

PHASE CONTRAST SET, comprising:
Zernike Phase condenser, S. Plan Phase Objectives 10X, 20X, 40X, 100X, Centering Telescope (MA458) and Green filter (MA857/05)

COMPONENTS & ACCESSORIES FOR MX4000 SERIES

EYEPIECE MICROMETERS (FOR USE WITH MA407 EYEPIECE)

- MA284** Cross-line reticle, 21mm diameter
MA255 Eyepiece micrometer, 10mm divided into 100 units, 21mm diameter
MA256 Eyepiece micrometer 5mm divided into 100 units, 21mm diameter
MA283/05 10mm square divided into 100 parts, 1.0mm square, 21mm diameter
MA540 Cross-line with 0.1mm graduations, 21mm diameter
MA254/05 Walton and Beckett reticle 21mm diameter




MA284
Cross-line



MA255
10mm in 100 parts



MA256
5mm in 100 parts



MA283/05
10mm square in
100 square

STAGE MICROMETERS

- MA285** Objective micrometer, 0.01mm ruling
MA286 0.04" divided into 40 units, 0.001"



MA285
1mm divided into 100 parts

DIGITAL 35mm SLR CAMERAS

Following three accessories are required for 35mm SLR camera photomicrography

1. Camera Attachment

- MA150/50** Camera attachment to fit to photo tube of binocular models
MA150/60 Camera attachment as above, but with eyepiece finder

2. Photo Eyepiece

- MA512** Photo eyepiece 2.5X (Magnifies objective power by 2.5X at the film plane)
MA508 Photo eyepiece 5X (Magnifies objective power by 5X at the film plane)
MA500 Photo eyepiece 3.3X (Magnifies objective power by 3.3X at the film plane, with reticle mount)

3. T-2 Adapter Ring

- | | |
|--|--|
| T2-1 Adapter ring for CANON camera | T2-6 Adapter ring for OLYMPUS camera |
| T2-2 Adapter ring for MINOLTA camera | T2-7 Adapter ring for CONTAX, YASHIKA camera |
| T2-3 Adapter ring for PENTAX K, RICOH-XR camera | T2-8 Adapter ring for KONICA camera |
| T2-4 Adapter ring for PENTAX S camera | T2-9 Adapter ring for CANON EOS camera |
| T2-5 Adapter ring for NIKON camera | T2-10 Adapter ring for MINOLTA α, MAXIM 2000 camera |



Photo Eyepiece



T2 Adapter Ring



MA150/50

CCD VIDEO & USB 2.0 DIGITAL CAMERAS

- CK3100N** CCD Color TV camera, 1/3" CCD, 450 TV lines of resolution, NTSC system with DC12V adaptor
CK3100P CCD Color TV camera, 1/3" CCD, 450 TV lines of resolution, PAL system with DC12V adaptor
CK3900N CCD Color TV camera, 1/2" CCD, 450 TV lines of resolution, NTSC system with DC12V adaptor
CK3900P CCD Color TV camera, 1/2" CCD, 450 TV lines of resolution, PAL system with DC12V adaptor



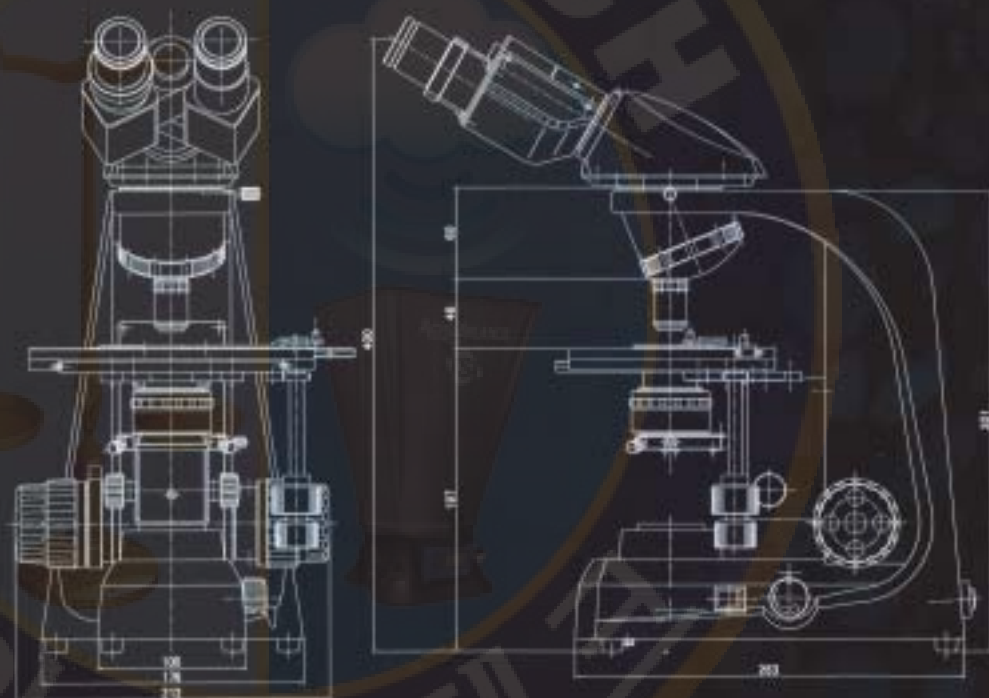
CK3900

- DK3000** 3.0 megapixel, color digital video microscopy camera with high speed USB 2.0 interface, 1/2 format 6.5mm x 4.9mm image sensor with 2048 x 1536 resolution.



DK3000

OASIS TECHNO



Size and Weight of MX4000 Models

Footprint : 263 mm(D) x 176mm(W)

Weight & Overall Dimension :

Binocular head type 390 mm(D) x 410 mm(H) x 210 mm(W), 8.0kg

Trinocular head type 390 mm(D) x 465 mm(H) x 210 mm(W), 8.7kg

Agent :

ISSCO

Industrial & Scientific Supply Co.P/L
SYDNEY - MELBOURNE - BRISBANE

www.issco.com.au

Ph.(02) 9743 2588 Fax.(02) 9736 2835



MEIJI TECHNO CO.,LTD.

322-1, Chikumazawa Miyoshi-machi,
Iruma-gun Saitama 354-0043, Japan
Tel : (0)49-259-0111 Fax : (0)49-259-0113
E-mail : meiji@meijitechno.co.jp
<http://www.meijitechno.co.jp>

MEIJI TECHNO AMERICA

3010 Olcott Street, Santa Clara, CA 95054, USA
Tel : 408-970-4799 Fax : 408-970-5054
Toll free : 800-832-0060
E-mail : sales@meijitechno.com
<http://www.meijitechno.com>

Specifications and design subject to change without notice for improvements.

'06. 04. 289. 20.000 V1 Printed in Japan